



## Virtual Day Instruction Plan 2024-2025

### **Introduction**

Senate Bill 610, entitled Primary and Secondary Education – Virtual Education, became effective on July 1, 2023, and states that local Boards of Education now have the authority to authorize the Superintendent of Schools, in cases of severe weather conditions, to provide virtual education days to students in lieu of closing schools. To exercise this authority, local Boards of Education must discuss this matter during an open meeting, and a Board majority must vote affirmatively to authorize the Superintendent of Schools to utilize virtual learning during a severe weather event.

Each local plan must be published on the school system’s website and include the following:

- a plan to ensure that attendance will be taken for all students and teachers during each virtual education day;
- a plan to provide opportunities for students to make up work missed during virtual education days when they return to in-person school;
- a plan to ensure that all staff and students, including students with disabilities, homeless students, and English language learners, have the necessary devices at home for virtual education days, including access to Wi-Fi; and
- specific strategies for the continued implementation of Individualized Education Programs during the virtual education day, including specially designed instruction, related services, supplementary aids and services, and accommodations.

The goal of a Virtual Day Instruction is to offer a day of instruction to engage students and support them to continue to learn even when the weather makes it challenging to put students and staff on our roads.

It is important to note that implementing a virtual learning day due to inclement weather will be another option in the toolbox for TCPS. This option will be used on a case-by-case basis particularly when there is confidence in the forecast that provides advance notice of significant storms. TCPS will continue to utilize school delays, early dismissals, and traditional snow days when weather conditions warrant the use of these options. As required, TCPS will utilize the four inclement weather days built into the end of the 2024-2025 school system calendar before implementing a virtual day.

There are no pre-planned virtual learning days included in this plan.



## Notice of Virtual Day Instruction

When the Superintendent of Schools decides to utilize a virtual day for schools, the Superintendent or designee will immediately notify all Administrators and Supervisors. TCPS will use all current media outlets to inform schools and the community with as much notice as possible. The announcement will indicate that TCPS will be moving to a Virtual Learning Day.

TCPS will make every effort to provide advanced notice of a potential weather event that may result in the system moving to a virtual learning day. This notification is intended to allow staff and families time to prepare for the possibility of a virtual learning day. It is important to note, the official decision to move to virtual learning may not be made until the morning of the weather event.

## Procedures for a Virtual Day Instruction

All TCPS students have access to technology devices for instruction. Students in grade 6-12 routinely take their devices home during the school year. In the event of a virtual day, TCPS will distribute devices for students grades 1-5 to have access to during the virtual period of instruction. Devices for grade 1-5 will be sent home with students in advance of inclement weather and returned to the school building upon return to in-person instruction.

Virtual day instruction must include four hours of synchronous instruction per day. TCPS will utilize the following schedules for synchronous instruction:

Elementary Schedule. Grades 1-5	
8:00-8:30	Morning Meetings/SEL
8:40-9:25	ELA
9:35-10:20	Math
10:30-11:00	Social Studies
11:15-11:45	Science
12:00-1:00	Lunch
1:00-2:00	individual or small group intervention or individualized services

Secondary Schedule- 5 Period Day	
8:00-8:45	Period 1 Class
8:50-9:35	Period 2 Class
9:40-10:25	Period 3 Class
10:30-11:15	Period 4 Class
11:15-12:00	Period 5 Class
1:00-3:00	Asynchronous Learning,



# Talbot County Public Schools

Secondary Schedule- 6 Period Day	
8:00-8:40	Period 1 Class
8:45-9:20	Period 2 Class
9:25-10:00	Period 3 Class
10:05-10:40	Period 4 Class
10:45-11:20	Period 5 Class
11:25-12:00	Period 6 Class
1:00-3:00	Asynchronous Learning

Students will be expected to login to Schoology, the learning management system, to access the Google Meet link to join their synchronous instruction. Assignments will also be posted in the Schoology platform for virtual learning days. In the event that a student does not have internet connectivity at home the student will be provided with hard copies of assignments in advance, when possible. Teachers will be expected to provide meaningful direct instruction to support students without internet connectivity and those who were absent upon return to school. Students in PreK and Kindergarten will be provided with learning packets for virtual day instruction.

## **Student Attendance**

Students with internet access will be expected to join live synchronous instruction through Google Meet to be counted present during each virtual learning day due to inclement weather. There will be a minimum of four hours of synchronous instruction and attendance will be documented in PowerSchool for all students. For students without internet access at home, paper assignments will be provided prior to the virtual learning day, if possible. Students will be marked present if they submit their work upon returning to in-person instruction. In the event alternate work cannot be provided prior to the virtual learning day, the student will be granted an additional day to complete the work to be counted present for the virtual day. If the work is not submitted within this time frame the student will be counted absent and the makeup policy for work should be followed. If the student returns the work completed on the next scheduled school day as required, the student's attendance for the virtual learning day will need to be changed from absent to present.

TCPS recognizes that Talbot County is a rural county with significant gaps in internet provider coverage. No student will be adversely impacted should access to connectivity and/or a device prove to be a hinderance.


## **Accommodations**

General education teachers and special education teachers will work collaboratively to ensure that all students receive their accommodations. During virtual day instruction, Individual Education Plans (IEP) will be implemented to the fullest extent possible in a virtual environment. If services are not able to be provided due to an unforeseen technology issue, services will be made up as soon as possible. Students with a 504 Plan will also continue to receive their accommodations through virtual instruction.

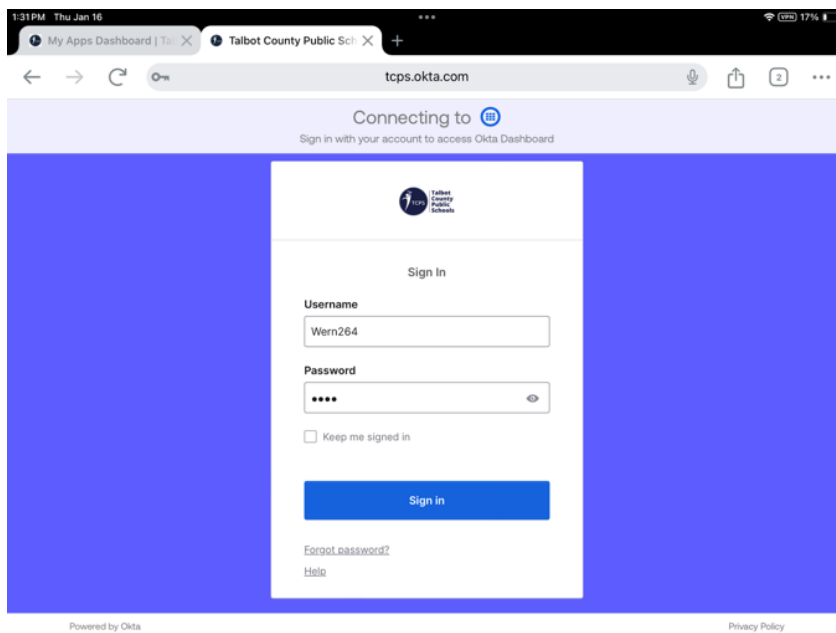


## Signing Into Schoology on iPads - Instructions for Families

Step 1: Select the Okta Link Application



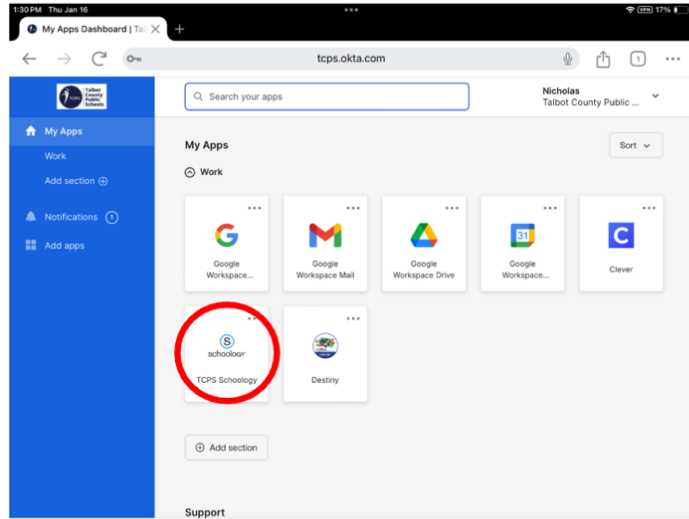
Step 2: Log in with credentials provided by your student's teacher.



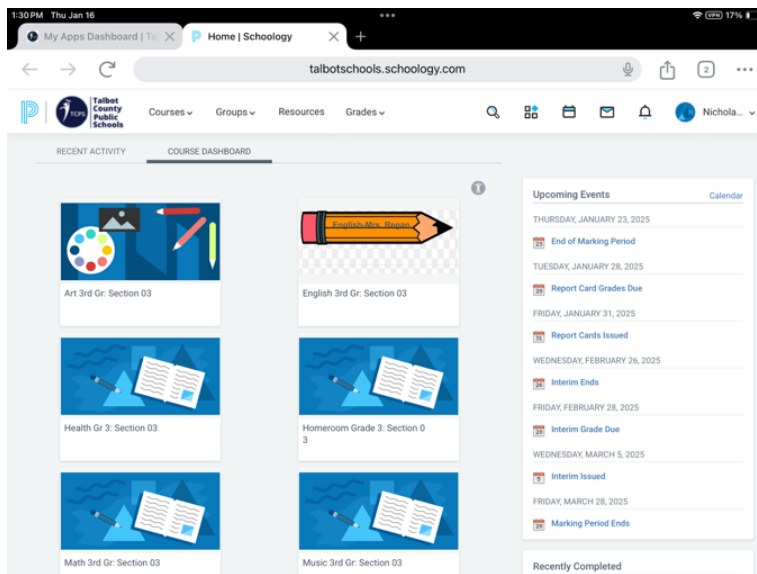


# Talbot County Public Schools

## Step 3: Select TCPS Schoology



## Step 4: Select the Course or Subject



### Student Login:

When using the Google Meet app students will first need to be signed in to Okta by completing steps 1-4 above. At the google meet screen, they will then click "Sign in" and enter their email address. OKTA will handle the authentication process from that point forward. \*Signing into OKTA will not automatically sign students into Google Meet.

Google Meet Sign in = student username@talbotschools.org (example: abc123@talbotschools.org)

Okta Sign In = student username (example: abc123) (see below)



# Talbot County Public Schools



## Sign in

Use your Google Account

Email or phone

wern264@talbotschools.org

[Forgot email?](#)

Not your computer? Use Guest mode to sign in privately. [Learn more about using Guest mode](#)

[Create account](#)

[Next](#)

## Connecting to Google Workspace

Sign in with your account to access Google Workspace



### Sign In

**Username**

wern264

**Password**

••••

Keep me signed in

Sign in

[Forgot password?](#)

[Help](#)